

Scaled data based on original data using  
LM-79-08 Approved Method: Electrical and Photometric Measurements of Solid-  
State Lighting Products

Test Report Prepared for  
Cooper Lighting Solutions  
(formerly Eaton)

Brand: McGRAW-EDISON

Report Number: P227915

Luminaire Tested: **ISC-AF-450-LED-E1-T4FT**

Issue Date: 3/3/2020

**Test Information**

Test Method: LM-79-08  
Report Number: P227915  
TEST IS SCALED FROM IESNA LM-79-08 TEST DATA (P29760)  
Test Lab: INNOVATION CENTER-P2  
Issue Date: 3/3/2020  
Manufacturer: COOPER LIGHTING SOLUTIONS (FORMERLY EATON)  
Product Line: MCGRAW-EDISON  
Catalog Number: ISC-AF-450-LED-E1-T4FT  
Description: IMPACT ELITE LED CYLINDER LUMINAIRE  
LIGHT SQUARE WITH ACCULED OPTICS-TYPE IV FORWARD THROW  
Light Source: (16) 4000K CCT, 70 CRI LEDs  
Ballast/Driver: ELECTRONIC DRIVER

**Summary**

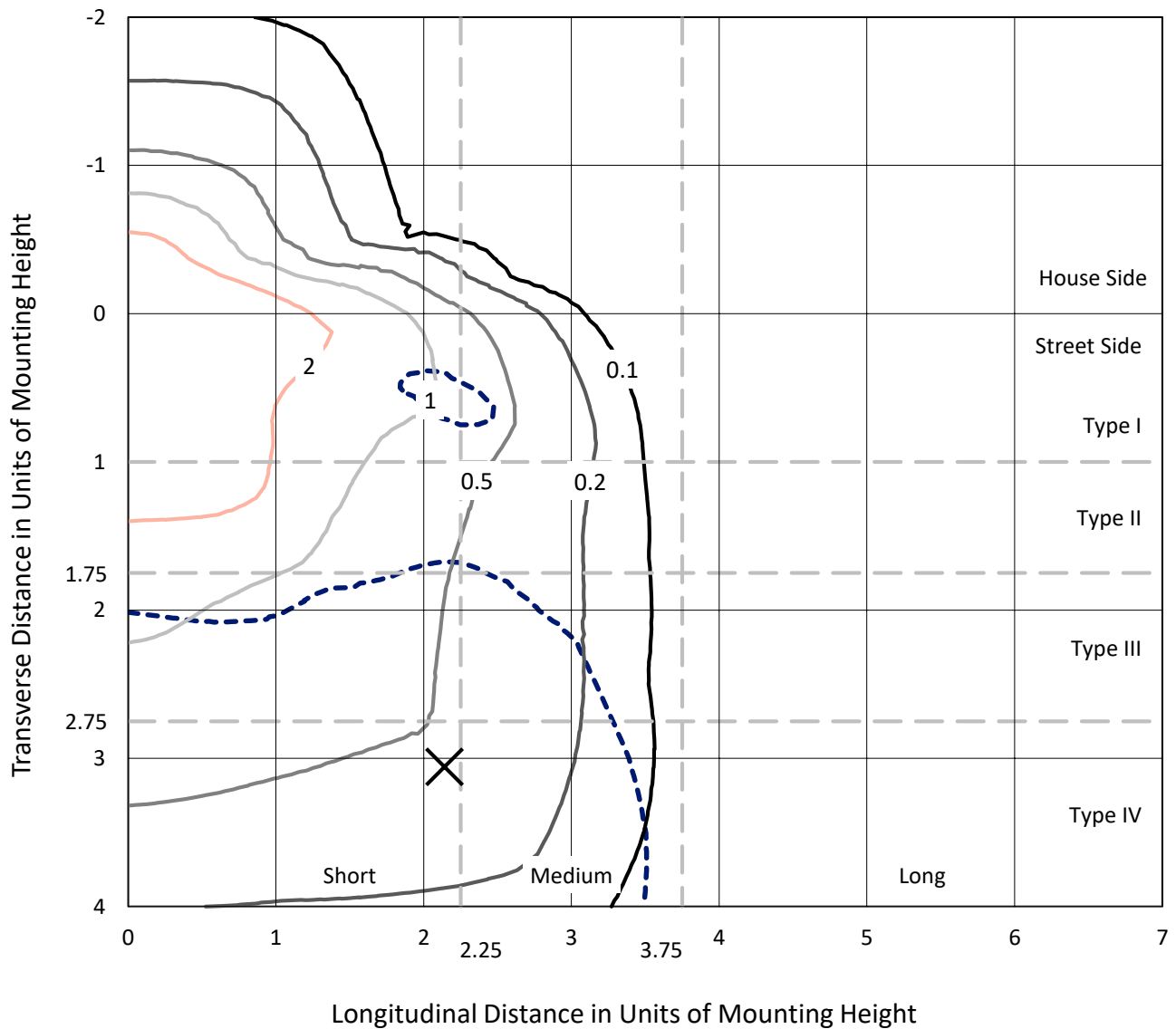
Lumens per Lamp: N/A  
Luminaire Lumens: 3031 lumens  
Efficiency: N/A  
Efficacy: 119.8 lumens/watt  
Luminous Opening: Rectangular (W 0.5' x L: 0.5' x H: 0')  
IES Classification: Type IV - Short - Non-Cutoff  
BUG Rating: B1 - U0 - G1  
  
Input Watts (W): 25.31  
Input Voltage (V): 120  
Input Current (Ain): NR  
Voltage Rise (V): NR  
Power Factor: NR  
Total Harmonic Distortion (THDi): NR  
Frequency (hertz): 60  
Stabilization Time: NR  
Operation Time: NR  
Ambient Temperature (°C): NR  
Test Distance: 25 FT



REPORT NUMBER: P227915  
 CATALOG NUMBER: ISC-AF-450-LED-E1-T4FT

### Iso-Footcandle Lines of Horizontal Illumination

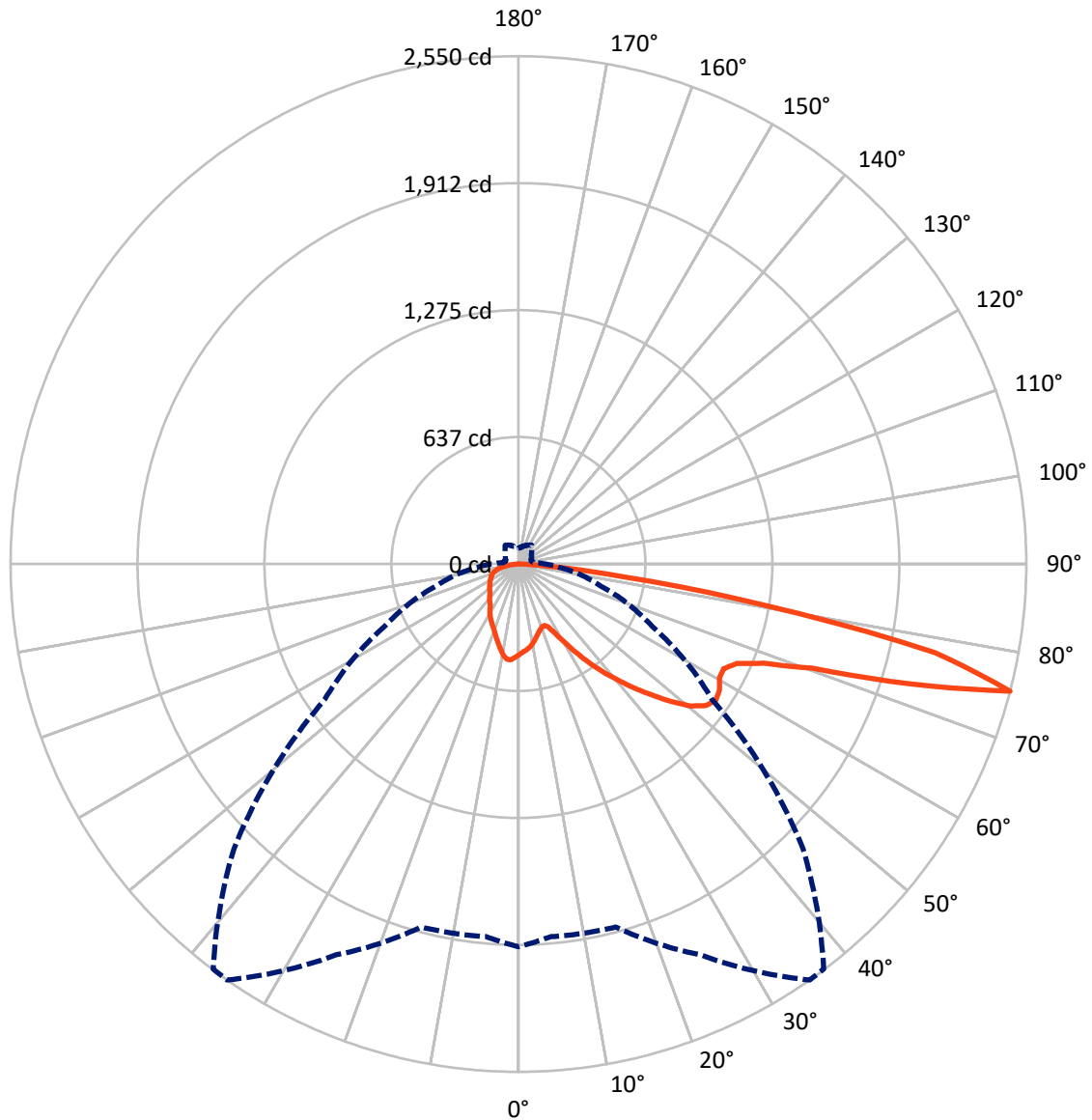
× Max cd  
 - - - 1/2 Max cd



Based on 10 foot mounting height. Maximum calculated value = 4.6 fc  
 Type IV - Short - Non-Cutoff

REPORT NUMBER: P227915  
CATALOG NUMBER: ISC-AF-450-LED-E1-T4FT

### Luminous Intensity Polar Plot



— Vertical Plane Through 35-Deg Lateral    - - - Horizontal Cone Through 75-Deg Vertical

REPORT NUMBER: P227915

CATALOG NUMBER: ISC-AF-450-LED-E1-T4FT

**FLUX DISTRIBUTION:**

		Downward	Upward	Total
<b>House Side</b>	Lumens	608.3	0.0	608.3
	% Fixture	20.1	0.0	20.1
<b>Street Side</b>	Lumens	2422.7	0.0	2422.7
	% Fixture	79.9	0.0	79.9
<b>Total</b>	Lumens	3031.0	0.0	3031.0
	% Fixture	100.0	0.0	100.0

**Coefficient of Utilization**

**ZONAL LUMENS:**

Zone	Lumens	% Fixture
0°-10°	42.7	1.4
10°-20°	112.8	3.7
20°-30°	178.5	5.9
30°-40°	288.0	9.5
40°-50°	426.1	14.1
50°-60°	547.9	18.1
60°-70°	678.4	22.4
70°-80°	683.6	22.6
80°-90°	73.0	2.4
90°-100°	0.0	0.0
100°-110°	0.0	0.0
110°-120°	0.0	0.0
120°-130°	0.0	0.0
130°-140°	0.0	0.0
140°-150°	0.0	0.0
150°-160°	0.0	0.0
160°-170°	0.0	0.0
170°-180°	0.0	0.0
0°-90°	3031.0	100.0
0°-180°	3031.0	100.0



REPORT NUMBER: P227915

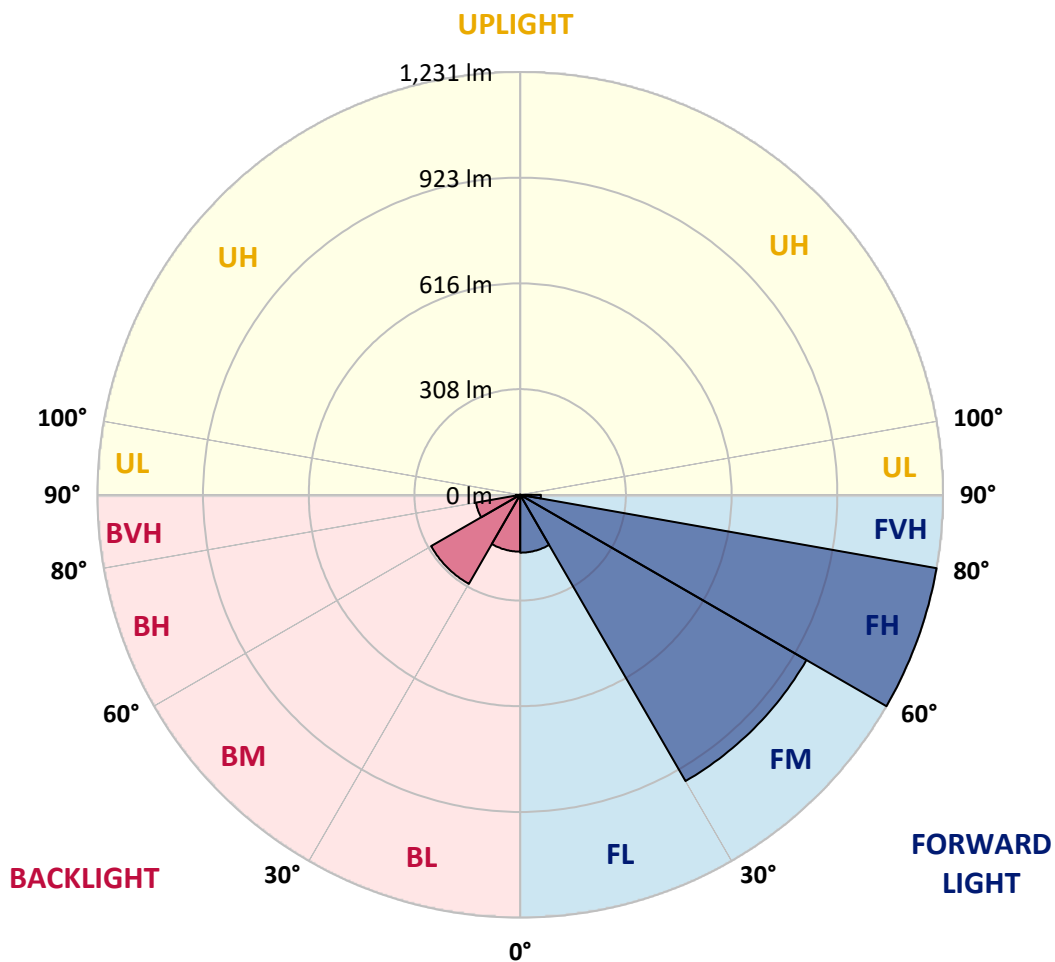
CATALOG NUMBER: ISC-AF-450-LED-E1-T4FT

**LUMINAIRE CLASSIFICATION SYSTEM LUMEN TABLE AND BUG RATING:**

Zone		Lumens	% Fixture	Zone Rating/Lumen Limit		
				B	U	G
FL	(0°-30°)	168.5	5.6			
FM	(30°-60°)	962.5	31.8			
FH	(60°-80°)	1231.3	40.6			G1/1800
FVH	(80°-90°)	60.4	2.0			G1/100
BL	(0°-30°)	165.5	5.5	B1/500		
BM	(30°-60°)	299.6	9.9	B1/1000		
BH	(60°-80°)	130.7	4.3	B1/500		G1/500
BVH	(80°-90°)	12.6	0.4			G1/100
UL	(90°-100°)	0.0	0.0		U0/0	
UH	(100°-180°)	0.0	0.0		U0/0	

**BUG Rating: B1-U0-G1**

Type IV Short





REPORT NUMBER: P227915

CATALOG NUMBER: ISC-AF-450-LED-E1-T4FT

**CANDELA DISTRIBUTION (FULL):**

	0°	5°	15°	25°	35°	37°	45°	55°	65°	75°	85°
0°	455.3	455.3	455.3	455.3	455.3	455.3	455.3	455.3	455.3	455.3	455.3
2.5°	442.2	441.2	440.2	440.2	442.2	442.2	443.1	444.2	445.2	448.3	452.2
5°	430.0	429.0	428.0	429.0	432.1	432.1	435.1	437.1	439.2	444.2	449.3
7.5°	413.9	413.9	412.9	416.9	419.9	418.9	423.0	424.9	430.0	435.1	443.1
10°	392.6	392.6	392.6	397.6	402.7	402.7	405.7	410.8	414.9	422.0	432.1
12.5°	374.4	373.4	373.4	377.5	383.5	384.5	389.5	396.6	401.7	410.8	422.0
15°	368.4	366.3	361.2	361.2	364.3	364.3	372.4	382.5	390.6	399.7	412.9
17.5°	369.3	366.3	353.1	349.1	349.1	350.1	358.2	369.3	379.4	390.6	407.7
20°	378.4	373.4	349.1	340.0	338.0	339.0	346.1	357.2	369.3	384.5	403.8
22.5°	417.9	409.8	364.3	344.0	334.9	334.9	339.0	351.1	366.3	386.6	410.8
25°	508.9	495.8	414.9	378.4	351.1	348.1	340.9	353.1	371.3	395.7	431.1
27.5°	602.0	588.9	477.6	438.1	395.7	386.6	360.2	363.2	383.5	415.8	461.5
30°	680.0	668.8	556.5	511.0	454.3	444.2	403.8	384.5	404.8	444.2	507.0
32.5°	686.0	681.0	641.5	594.9	526.2	512.0	458.4	428.0	438.1	482.6	556.5
35°	742.7	738.7	717.4	672.9	604.1	587.9	531.2	484.7	481.6	525.2	613.2
37.5°	798.3	793.3	779.1	748.8	685.1	671.9	627.4	552.5	531.2	574.7	668.8
40°	851.0	843.9	825.6	808.4	761.9	761.9	714.3	617.2	578.8	618.3	715.3
42.5°	948.1	925.9	877.3	864.1	851.0	851.0	781.1	661.7	617.2	665.8	760.0
45°	1041.2	1020.0	954.2	927.9	935.0	930.9	834.7	687.0	651.6	710.3	802.4
47.5°	1115.0	1095.8	1029.1	1010.9	1031.0	1014.9	879.3	707.3	695.1	757.9	837.8
50°	1180.8	1135.3	1070.5	1094.9	1120.1	1092.8	918.7	737.6	738.7	808.4	889.5
52.5°	1090.8	1085.8	1099.9	1156.5	1180.8	1150.5	954.2	776.1	785.2	873.2	948.1
55°	982.5	981.5	1064.5	1174.8	1204.1	1175.8	977.4	822.7	833.8	953.2	1021.9
57.5°	961.3	951.1	1007.8	1136.3	1189.9	1169.7	989.6	866.1	880.4	1054.4	1094.9
60°	1030.1	1010.9	1001.8	1094.9	1159.6	1149.5	1004.7	917.8	937.0	1169.7	1162.6
62.5°	1179.8	1153.5	1088.7	1097.8	1156.5	1148.5	1041.2	978.5	1000.8	1285.0	1201.0
65°	1378.1	1358.9	1255.7	1181.8	1204.1	1193.0	1106.9	1055.4	1067.6	1368.0	1157.6
67.5°	1595.7	1569.4	1457.1	1355.9	1327.6	1306.3	1211.2	1146.4	1102.9	1355.9	1041.2
70°	1841.6	1813.3	1716.1	1611.9	1563.3	1540.1	1393.4	1225.4	1089.7	1222.3	821.6
72.5°	2144.1	2105.6	2052.0	2063.2	2055.1	1990.4	1683.7	1251.7	993.6	909.6	490.7
75°	1921.5	1878.0	1887.1	2165.4	2549.9	2546.8	2019.6	1186.9	740.7	429.0	212.5
77.5°	689.1	761.9	1124.1	1622.0	2138.1	2135.0	1563.3	742.7	317.7	183.1	128.5
80°	173.0	176.0	279.3	665.8	1248.6	1238.5	886.4	280.3	132.6	111.3	88.1
82.5°	55.6	59.7	102.2	229.7	534.3	522.1	275.2	92.1	83.0	71.8	53.6
85°	18.2	18.2	36.4	79.0	176.0	169.0	55.6	33.3	45.5	37.4	24.2
87.5°	0.0	0.0	1.0	2.0	4.1	2.0	0.0	2.0	6.0	7.1	5.0
90°	0.0	0.0	0.0	0.0	0.0	0.0	0.0	0.0	0.0	0.0	0.0



REPORT NUMBER: P227915

CATALOG NUMBER: ISC-AF-450-LED-E1-T4FT

**CANDELA DISTRIBUTION (continued):**

	90°	95°	105°	115°	125°	135°	145°	155°	165°	175°	180°
0°	455.3	455.3	455.3	455.3	455.3	455.3	455.3	455.3	455.3	455.3	455.3
2.5°	455.3	454.3	458.4	461.5	462.4	465.4	468.5	470.6	469.5	468.5	468.5
5°	454.3	455.3	462.4	468.5	473.5	478.6	482.6	484.7	483.7	483.7	483.7
7.5°	448.3	452.2	460.4	470.6	477.6	480.6	481.6	478.6	476.6	473.5	473.5
10°	438.1	444.2	457.4	468.5	471.5	467.5	461.5	455.3	447.2	442.2	442.2
12.5°	430.0	437.1	453.3	462.4	458.4	448.3	435.1	424.9	416.9	410.8	409.8
15°	423.0	432.1	449.3	451.3	442.2	424.9	407.7	396.6	387.5	383.5	383.5
17.5°	417.9	430.0	445.2	439.2	420.9	398.6	382.5	373.4	366.3	362.2	361.2
20°	418.9	434.0	441.2	424.0	397.6	374.4	359.2	354.1	349.1	347.1	347.1
22.5°	430.0	444.2	440.2	410.8	376.4	350.1	340.0	339.0	337.0	334.9	333.9
25°	454.3	464.4	443.1	397.6	354.1	327.9	322.7	325.8	324.8	322.7	322.7
27.5°	487.7	489.7	448.3	384.5	329.9	306.6	306.6	311.7	309.6	306.6	308.6
30°	528.1	517.1	450.3	363.2	301.6	286.3	289.4	292.5	290.4	286.3	286.3
32.5°	571.7	545.4	450.3	335.9	274.3	268.1	269.1	270.2	266.1	261.1	261.1
35°	614.2	572.8	445.2	303.5	253.0	249.9	248.9	253.0	249.9	242.8	242.8
37.5°	654.7	593.9	432.1	270.2	236.8	235.8	238.8	236.8	232.7	222.6	220.5
40°	683.0	608.1	405.7	242.8	223.6	229.7	227.7	216.6	210.4	203.4	203.4
42.5°	708.3	615.2	373.4	221.6	214.5	222.6	214.5	200.4	192.2	191.2	192.2
45°	731.6	621.2	342.0	204.4	203.4	214.5	204.4	189.2	180.1	180.1	181.2
47.5°	753.8	627.4	310.7	188.2	190.3	202.3	196.3	181.2	172.1	165.9	165.9
50°	789.2	641.5	265.1	171.0	175.0	192.2	190.3	173.0	163.0	153.9	151.8
52.5°	831.8	665.8	215.5	152.8	163.9	183.1	183.1	165.9	154.8	142.7	140.7
55°	888.4	692.1	173.0	139.6	152.8	173.0	176.0	163.0	146.7	135.5	133.6
57.5°	945.1	701.2	139.6	126.4	138.6	163.0	171.0	156.8	137.6	129.5	128.5
60°	984.5	671.9	117.3	115.4	128.5	150.8	163.9	149.8	131.6	123.5	123.5
62.5°	978.5	582.9	105.3	108.2	120.4	141.7	157.8	143.7	127.5	122.4	121.4
65°	892.4	440.2	95.1	102.2	113.3	132.6	151.8	140.7	125.5	120.4	118.4
67.5°	751.8	292.5	88.1	96.2	106.3	125.5	146.7	136.6	119.4	116.4	114.4
70°	544.4	171.0	80.9	90.0	99.1	117.3	139.6	128.5	112.3	110.3	105.3
72.5°	294.4	107.2	72.8	81.9	90.0	107.2	128.5	118.4	103.2	95.1	92.1
75°	134.6	77.9	64.8	72.8	79.0	94.1	115.4	104.2	92.1	81.9	79.9
77.5°	90.0	58.7	54.6	62.7	65.8	79.0	102.2	83.0	71.8	64.8	62.7
80°	61.7	43.5	44.5	51.6	50.6	62.7	76.9	66.8	56.7	58.7	53.6
82.5°	39.5	30.4	34.4	36.4	35.4	47.6	59.7	50.6	42.5	35.4	30.4
85°	17.2	16.2	20.3	21.3	21.3	26.3	31.4	25.3	19.2	14.1	14.1
87.5°	1.0	2.0	2.0	3.1	2.0	1.0	0.0	0.0	0.0	0.0	0.0
90°	0.0	0.0	0.0	0.0	0.0	0.0	0.0	0.0	0.0	0.0	0.0

(END OF REPORT)